



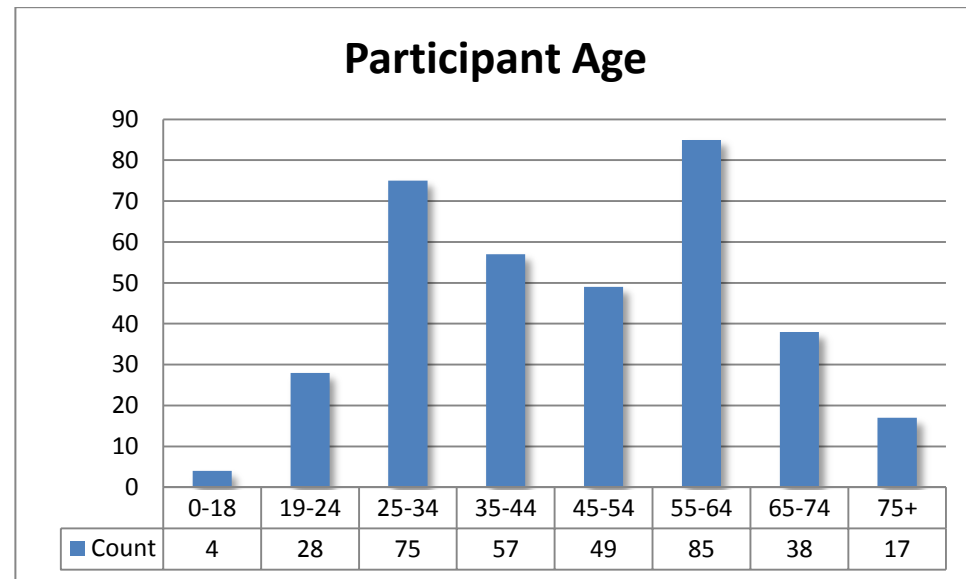
## REGIONAL FORUM SERIES 4

### *Demographic Question Polling Results*

The following items represent the responses to demographic questions asked as part of PlanET’s fourth round of public input. Questions were posed on the Metroquest website, which was used to collect information from participants in a Meeting in a Box Activity or individuals participating online. About two-thirds of the 450 participants provided some demographic information. Response numbers vary across questions as some participants choose not to cast votes for particular questions.

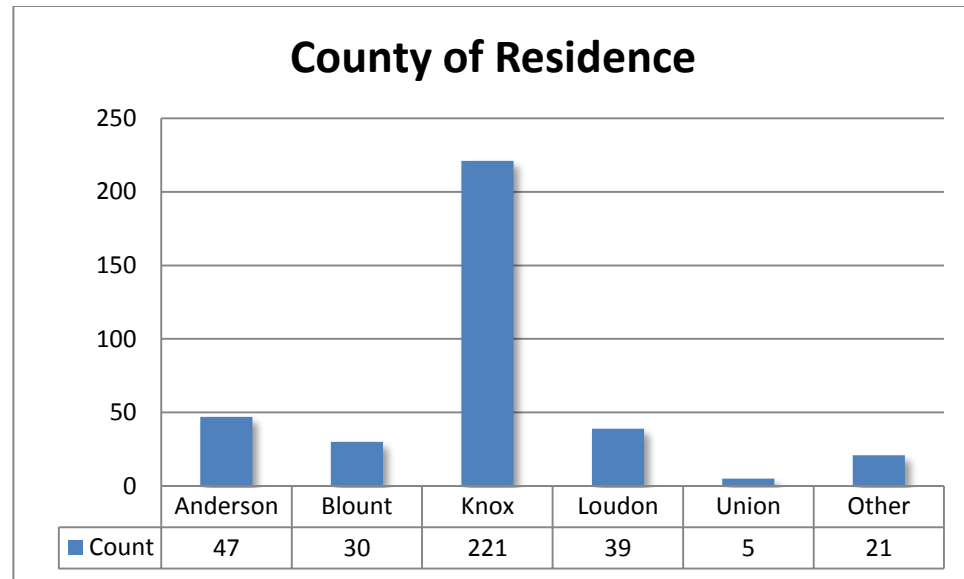
#### 1. What is your age? (multiple choice)

	Responses	
0-18	4	1.13%
19-24	28	7.93%
25-34	75	21.25%
35-44	57	16.15%
45-54	49	13.88%
55-64	85	24.08%
65-74	38	10.76%
75+	17	4.82%
<b>Total</b>	<b>353</b>	



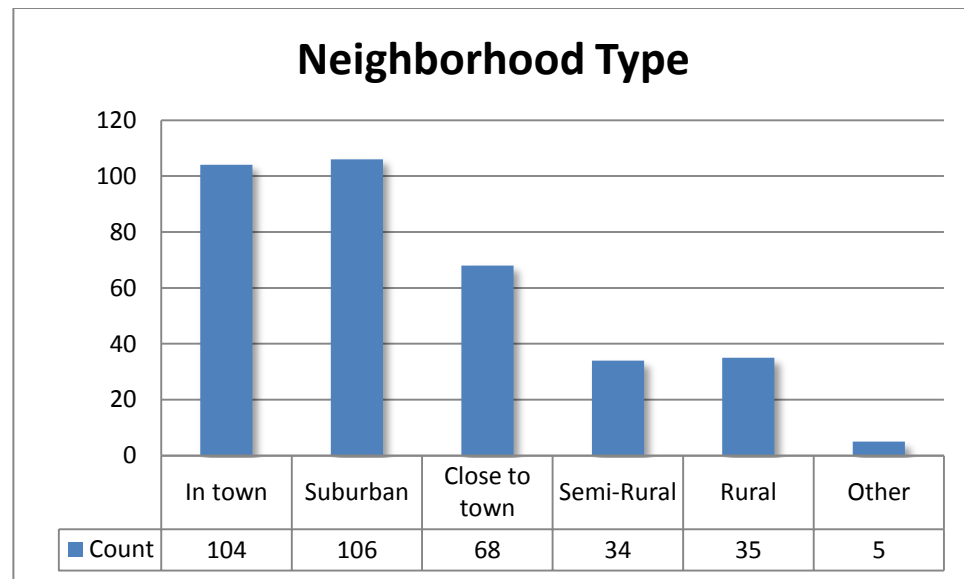
**2. Where do you live? (multiple choice)**

	Responses	
Anderson	47	12.95%
Blount	30	8.26%
Knox	221	60.88%
Loudon	39	10.74%
Union	5	1.38%
Other	21	5.79%
<b>Total</b>	<b>363</b>	



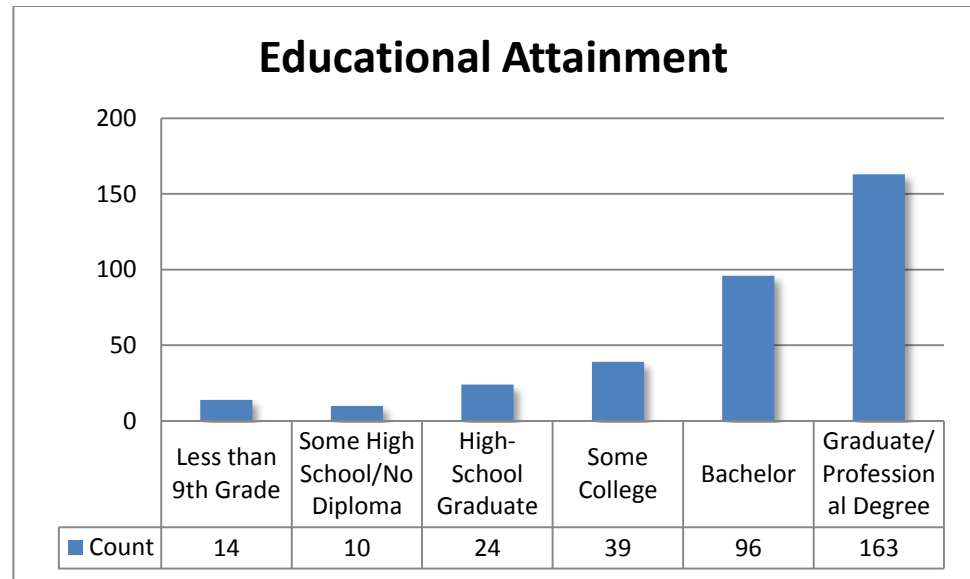
**3. How would you characterize where you live? (multiple choice)**

	Responses	
In town	104	29.97%
Suburban	106	30.55%
Close to town	68	19.60%
Semi-Rural	34	9.80%
Rural	35	10.09%
Other	5	1.44%
<b>Total</b>	<b>347</b>	



**4. What is your highest level of education? (multiple choice)**

	Responses	
Less than 9th Grade	14	4.22%
Some High School/No Diploma	10	3.01%
High-School Graduate	24	7.23%
Some College	39	11.75%
Bachelor	96	28.92%
Graduate/Professional Degree	163	49.10%
<b>Total</b>	<b>332</b>	



**5. How do you identify yourself? (multiple choice)**

	Responses	
White/Caucasian	266	78.93%
African American/Black	7	2.08%
Hispanic/Latino	48	14.24%
American Indian	1	0.30%
Asian	4	1.19%
Other	7	2.08%
Two or More Races	4	1.19%
<b>Total</b>	<b>337</b>	

