

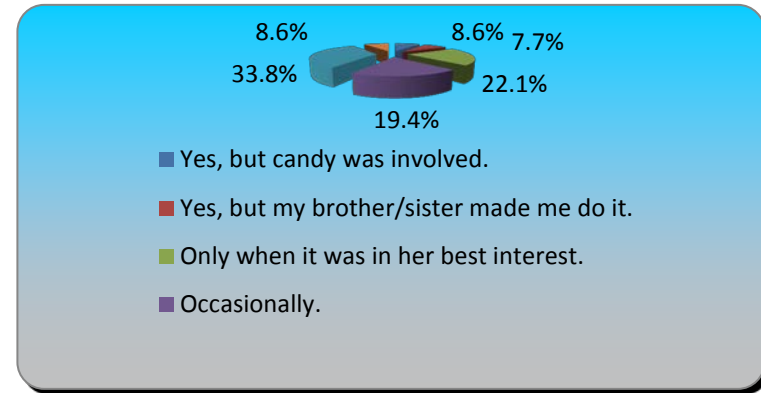


REGIONAL FORUM SERIES 1

*Consolidated Keypad Polling Results for Demographic Questions
(Results from All Six Meetings)*

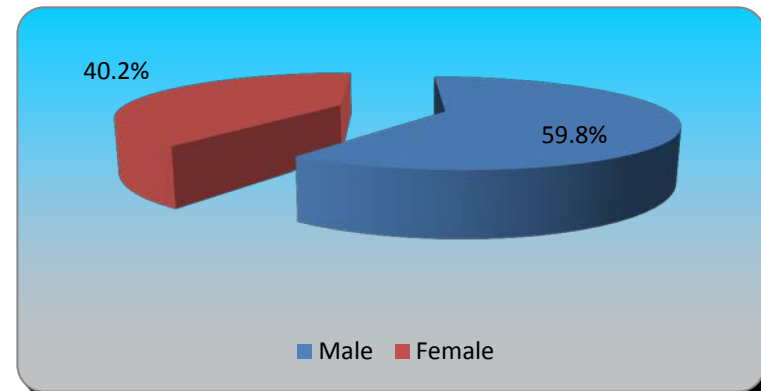
1.) Have you ever lied to your mother? (multiple choice) Responses

Yes, but candy was involved.	19	8.56%
Yes, but my brother/sister made me do it.	17	7.66%
Only when it was in her best interest.	49	22.07%
Occasionally.	43	19.37%
I plead the fifth.	75	33.78%
Never.	19	8.56%
Totals	222	100%



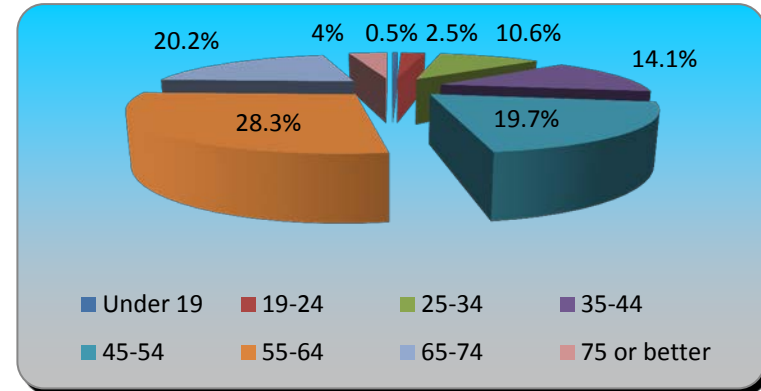
2.) Are you... (multiple choice) Responses

Male	119	59.80%
Female	80	40.20%
Totals	199	100%



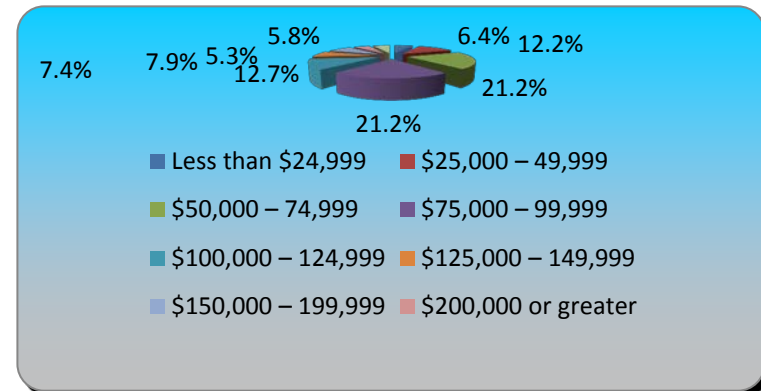
3.) What is your age? (multiple choice)

	Responses	
Under 19	1	0.51%
19-24	5	2.53%
25-34	21	10.61%
35-44	28	14.14%
45-54	39	19.70%
55-64	56	28.28%
65-74	40	20.20%
75 or better	8	4.04%
Totals	198	100%

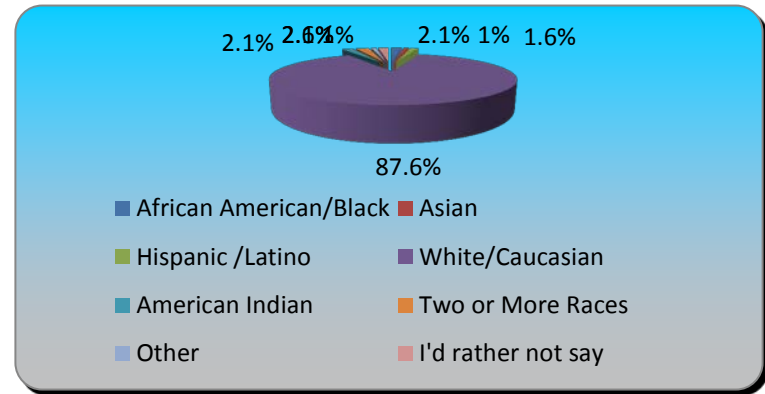


4.) What is your household income? (multiple choice)

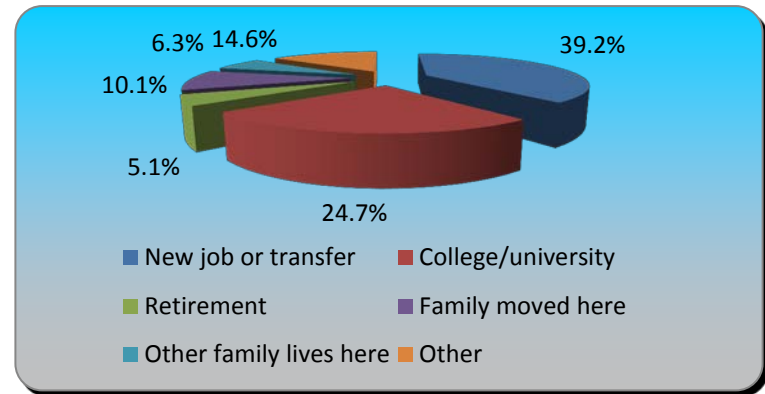
	Responses	
Less than \$24,999	12	6.35%
\$25,000 – 49,999	23	12.17%
\$50,000 – 74,999	40	21.16%
\$75,000 – 99,999	40	21.16%
\$100,000 – 124,999	24	12.70%
\$125,000 – 149,999	14	7.41%
\$150,000 – 199,999	15	7.94%
\$200,000 or greater	10	5.29%
I'd rather not say	11	5.82%
Totals	189	100%



5.) How do you identify yourself? (multiple choice)	Responses	
African American/Black	4	2.06%
Asian	2	1.03%
Hispanic /Latino	3	1.55%
White/Caucasian	170	87.63%
American Indian	4	2.06%
Two or More Races	5	2.58%
Other	2	1.03%
I'd rather not say	4	2.06%
Totals	194	100%

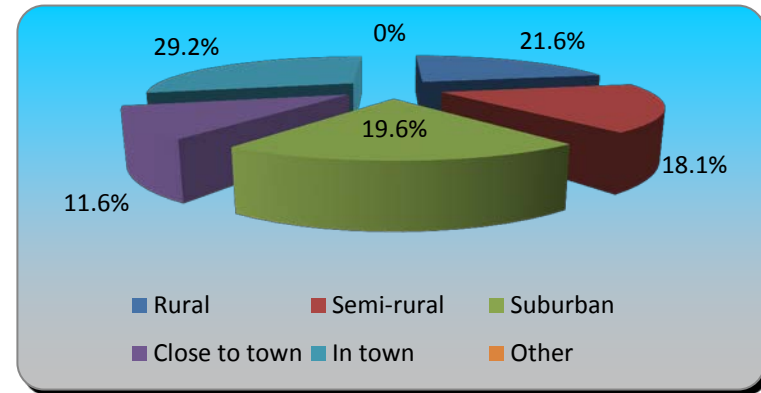


8.) If you are not a native, what brought you to East TN? (multiple choice)	Responses	
New job or transfer	62	39.24%
College/university	39	24.68%
Retirement	8	5.06%
Family moved here	16	10.13%
Other family lives here	10	6.33%
Other	23	14.56%
Totals	158	100%



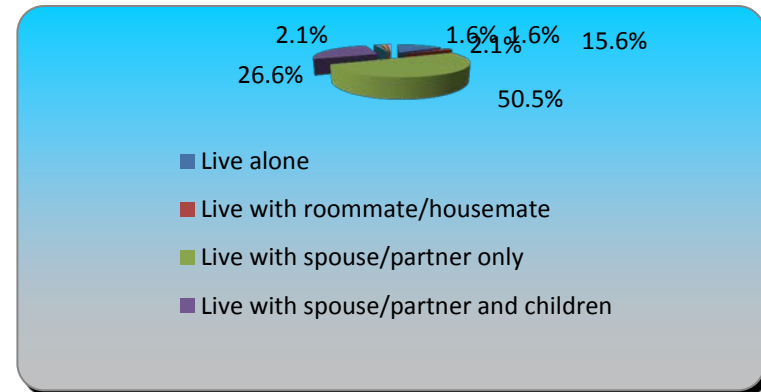
9.) How would you characterize where you live? (multiple choice)

	Responses	
Rural	43	21.61%
Semi-rural	36	18.09%
Suburban	39	19.60%
Close to town	23	11.56%
In town	58	29.15%
Other	0	0%
Totals	199	100%



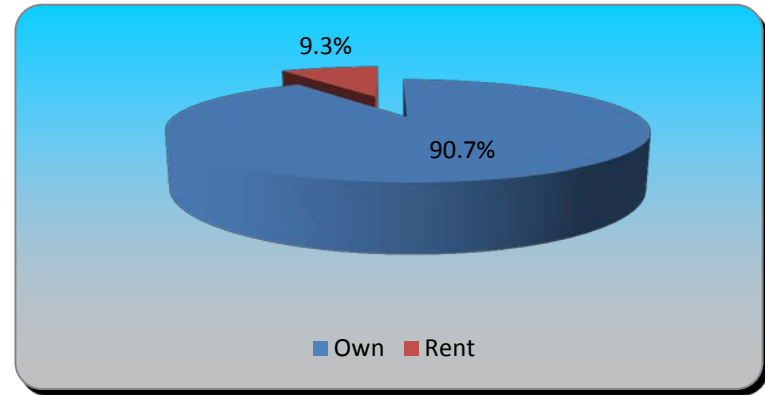
10.) What is your household type? (multiple choice)

	Responses	
Live alone	30	15.62%
Live with roommate/housemate	4	2.08%
Live with spouse/partner only	97	50.52%
Live with spouse/partner and children	51	26.56%
Live with children or parent only	4	2.08%
Other	3	1.56%
I'd rather not say	3	1.56%
Totals	192	100%



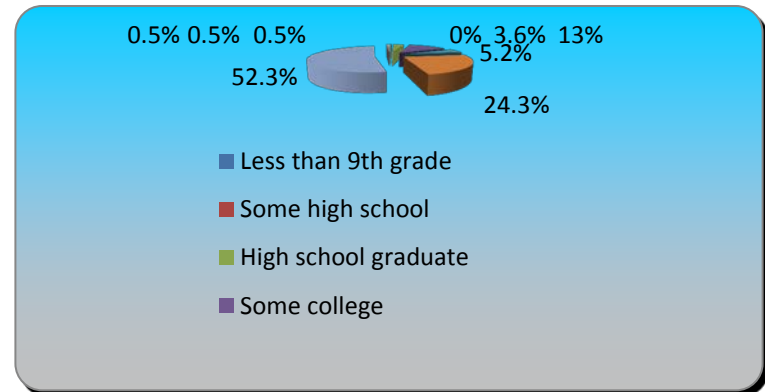
11.) Do you own or rent your home? (multiple choice) Responses

	Count	Percentage
Own	176	90.72%
Rent	18	9.28%
Totals	194	100%



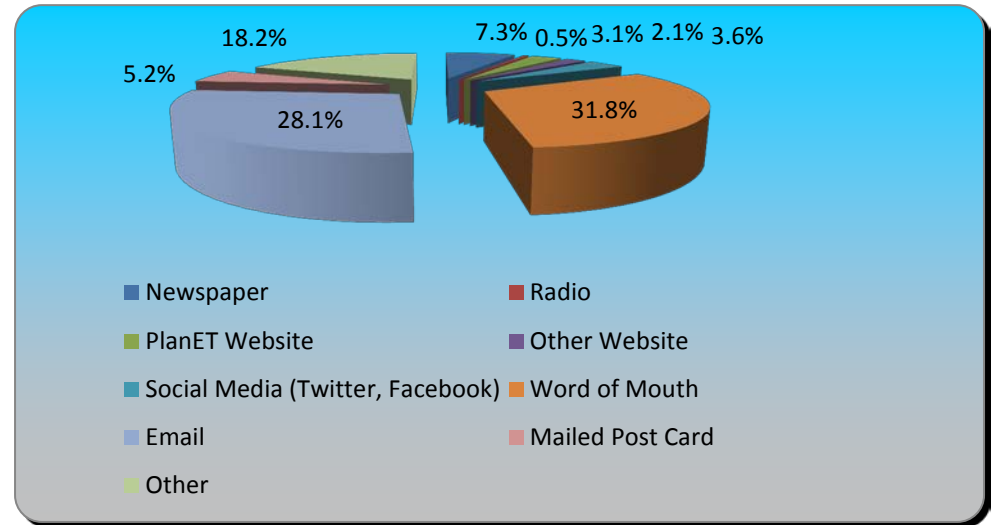
12.) What is your level of education? (multiple choice) Responses

	Count	Percentage
Less than 9th grade	1	0.52%
Some high school	0	0%
High school graduate	7	3.63%
Some college	25	12.95%
Associate's Degree	10	5.18%
Bachelor's Degree	47	24.35%
Graduate/Professional Degree	101	52.33%
Other	1	0.52%
I'd rather not say	1	0.52%
Totals	193	100%



13.) How did you first hear about this meeting? (multiple choice)

	Responses	
Newspaper	14	7.29%
Radio	1	0.52%
PlanET Website	6	3.12%
Other Website	4	2.08%
Social Media (Twitter, Facebook)	7	3.65%
Word of Mouth	61	31.77%
Email	54	28.12%
Mailed Post Card	10	5.21%
Other	35	18.23%
Totals	192	100%

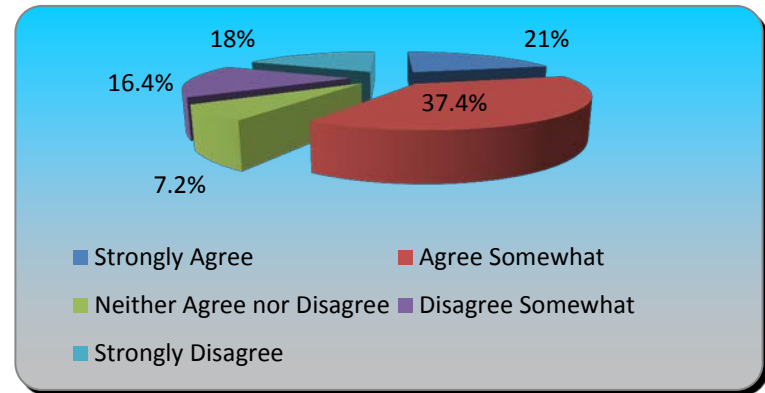


9.) How long have you lived in the PlanET area (5 counties)? (multiple choice)

	Responses	
Less than 1 year	3	1.58%
1-3 years	6	3.16%
3-5 years	3	1.58%
5-10 years	24	12.63%
11-15 years	23	12.11%
15-20 years	24	12.63%
20-30 years	41	21.58%
More than 30 years	66	34.74%
Totals	190	

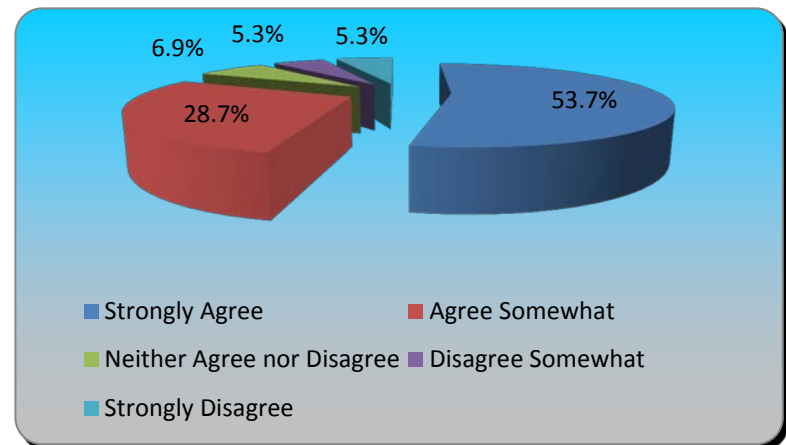
17.) East TN has a regional identity (multiple choice) Responses

	Count	Percentage
Strongly Agree	41	21.03%
Agree Somewhat	73	37.44%
Neither Agree nor Disagree	14	7.18%
Disagree Somewhat	32	16.41%
Strongly Disagree	35	17.95%
Totals	195	100%



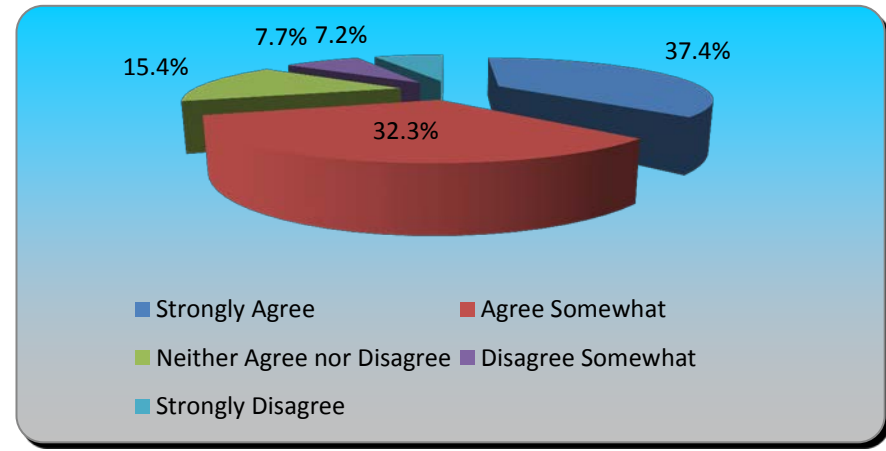
18.) Planning for the region benefits East TN’s residents and businesses. (multiple choice) Responses

	Count	Percentage
Strongly Agree	101	53.44%
Agree Somewhat	54	28.57%
Neither Agree nor Disagree	13	6.88%
Disagree Somewhat	10	5.29%
Strongly Disagree	11	5.82%
Totals	189	100%



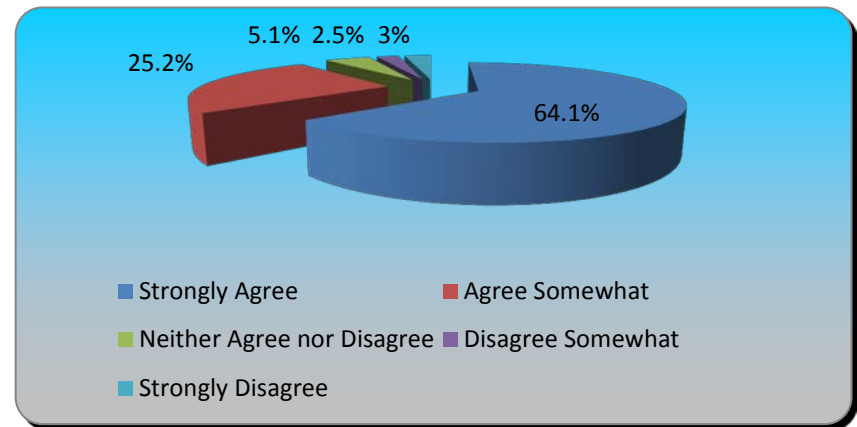
19.) I am often involved in community or regional decisions. (multiple choice)

	Responses	
Strongly Agree	73	37.24%
Agree Somewhat	64	32.65%
Neither Agree nor Disagree	30	15.31%
Disagree Somewhat	15	7.65%
Strongly Disagree	14	7.14%
Totals	196	100%



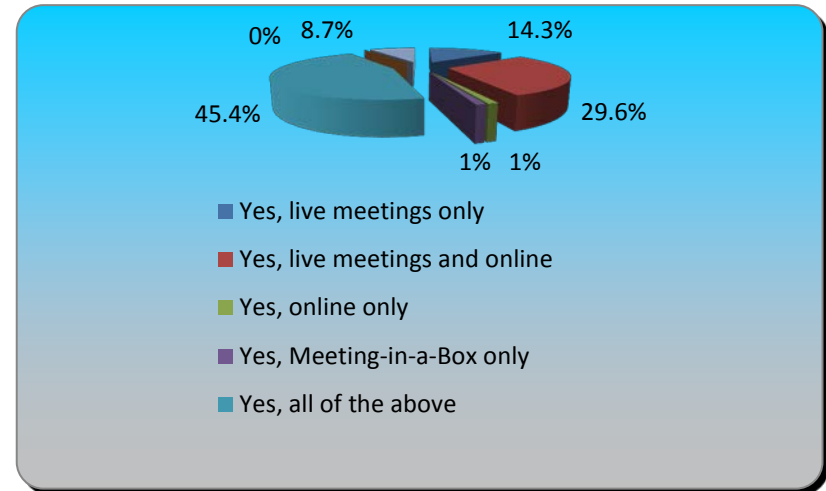
20.) The technology used in today's was useful. (multiple choice)

	Responses	
Strongly Agree	127	63.82%
Agree Somewhat	51	25.63%
Neither Agree nor Disagree	10	5.03%
Disagree Somewhat	5	2.51%
Strongly Disagree	6	3.02%
Totals	199	100%



21.) Will you continue to participate in PlanET? (multiple choice)

	Responses	
Yes, live meetings only	28	14.29%
Yes, live meetings and online	58	29.59%
Yes, online only	2	1.02%
Yes, Meeting-in-a-Box only	2	1.02%
Yes, all of the above	89	45.41%
No, I will not continue to participate	0	0%
Don't know or I'd rather not say	17	8.67%
Totals	196	100%



22.) If you live in Knoxville, where? (multiple choice)

	Responses	
Downtown Knoxville	8	8.25%
East Knoxville	6	6.19%
West Knoxville	24	24.74%
North Knoxville	9	9.28%
South Knoxville	11	11.34%
I don't live in Knoxville	39	40.21%
Totals	97	100%

